

MTK and MTK-N Water Meters



Specially developed for the toughest challenges in terms of resilience and water quality

The MTK is a multi-jet dry dial meter for cold water.

The ZENNER MTK multi-jet dry dial meter is flexible and robust, and equipped with innovative extras such as pulse or radio module. The MTK water meter by ZENNER is the first choice for every challenge and every installation situation. In use by the million worldwide, our water meters will convince you thanks to their high technical standard and high-quality workmanship.

The multi-jet dry dial meter has been tried and tested at measuring points where a wet dial cannot be used or is not desired. It is characterized by the guaranteed readability of the digit rollers combined with the reliable measuring principle of a multi-jet meter. Constant development guarantees accurate measuring results and the best long-term stability.

Performance characteristics in overview

Counter construction dry dial

Proven through worldwide use a million times over

Viewing window made of high-quality UV-proof plastic

For horizontal or vertical piping

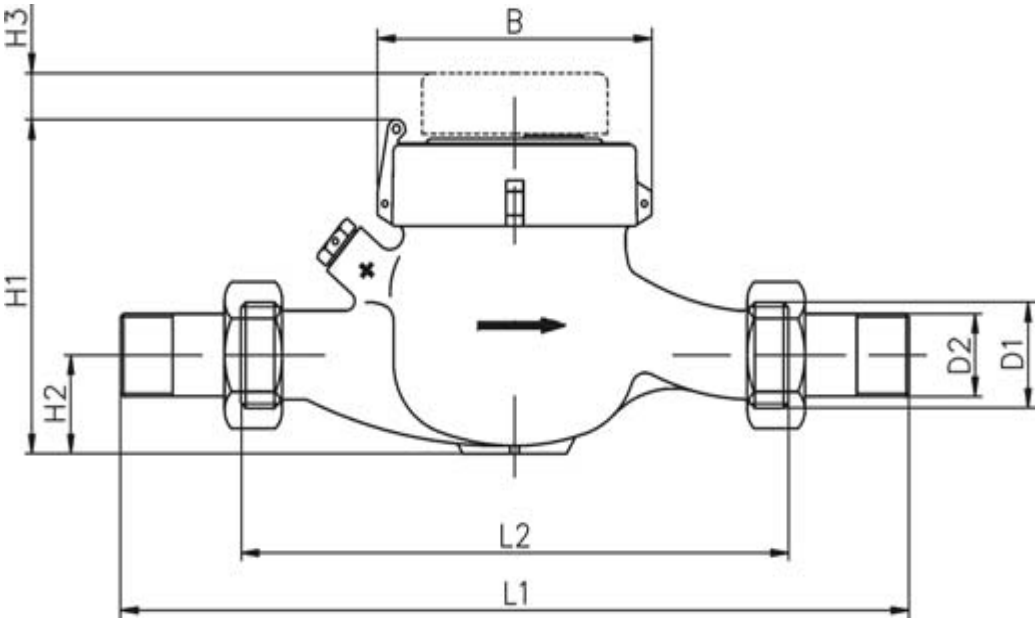
Version with pulse output (reed) for remote readout systems

ZENNER
All that counts.

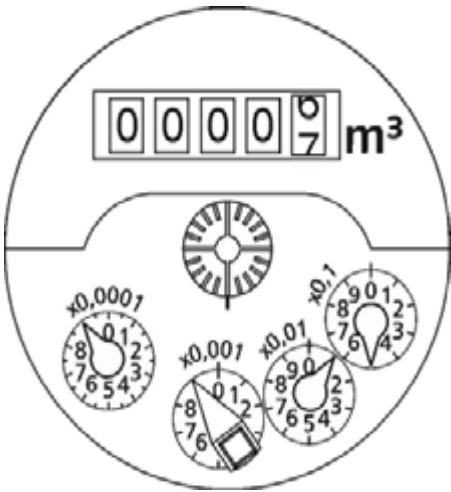
Technical Data

MID permanent flow	Q3	m³/h	2.5	4	6.3	10	16	n/a	n/a	n/a
EC equivalent nominal flow	Qn	m³/h	1.5	2.5	3.5	6	10	15	15	15
Nominal diameter	DN	mm	15	20	25	32	40	50	50	50
		inch	1/2"	3/4"	1"	1 1/4"	1 1/2"	2"	2"	2"
MID overload flow	Q4	m³/h	3.125	5	7.875	12.5	20	n/a	n/a	n/a
EC equivalent nominal flow	Qmax	m³/h	n/a	n/a	n/a	n/a	n/a	30	30	30
MID R80H minimum flow horizontal	Q1	l/h	31.25	50	78.75	125	200	n/a	n/a	n/a
MID R25V minimum flow vertical	Q1	l/h	100	160	252	400	640	n/a	n/a	n/a
EC equivalent minimum flow horizontal	Qmin	l/h	30	50	70	120	200	450	450	450
Starting flow		l/h	10	10	18	18	40	60	60	60
Display range	min	L	0.5 99,999							
	max	m								
Connecting threads	D1	Meter	3/4"	1"	1 1/4"	1 1/2"	2"	2 1/2"	PN16 flange	PN16 flange
	D2	BSP	1/2"	3/4"	1"	1 1/4"	1 1/2"	2"	n/a	n/a
Maximum temperature		degC	30							
Maximum operating pressure	PN	Bar	16							
Pressure loss	Q4	Bar	0.6	1	0.6	1	1	1	1	1
Pulse rate option		l/imp	1/10/100							
Length	L1	mm	250	288	378	378	438	438	n/a	n/a
	L2	mm	165	190	260	260	300	300	300	270
Weight		Kg	1.4	1.8	2.7	2.7	5.4	7	12	12

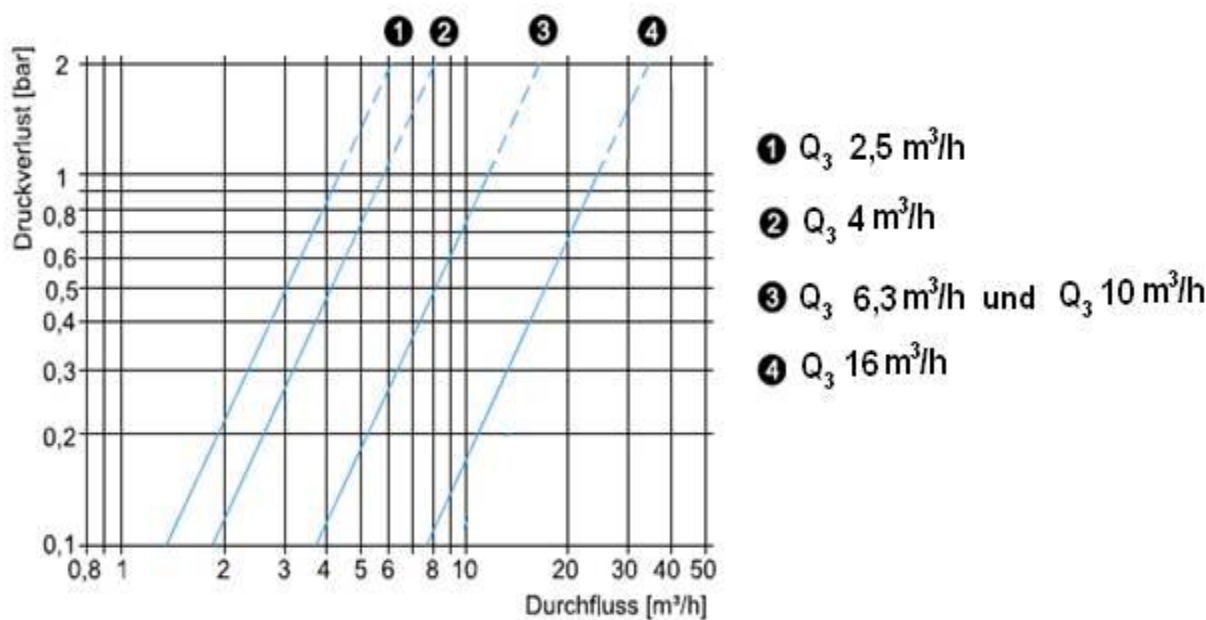
Dimensional Drawings



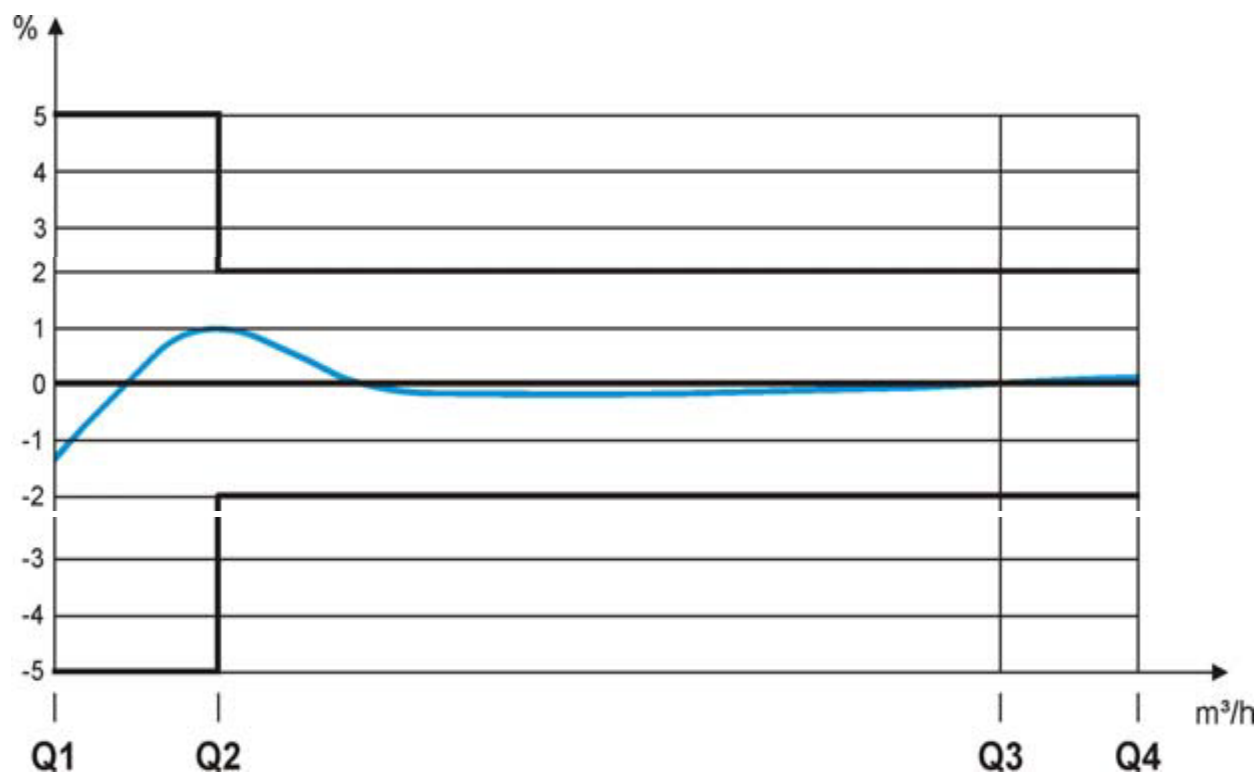
Counter Display



Pressure Loss Diagram



Accuracy Curve



Recommended Installation

